


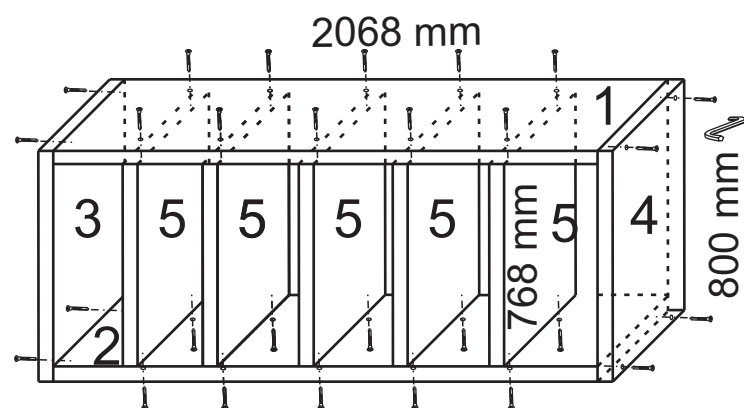
FISA DE MONTAJ

T3. ETAJERA



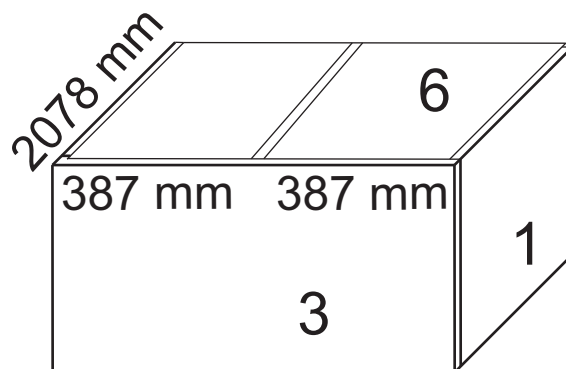
PASUL 1:

Se prinde capacul (3) si politele (5) de cele doua laterale (1) si (2) in gaurile existente, folosind eurosuruburi si cheia imbus.



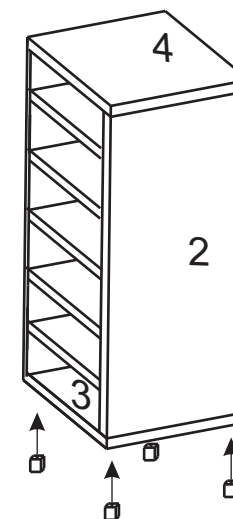
PASUL 2:

Apoi se aseaza cele doua bucati de spate (6) din PFL imbinate prin sina PFL de 1995 mm in canalele existente pe laterale si capacul (3). Se prinde apoi si capacul (4) de laterale tot prin eurosuruburi.

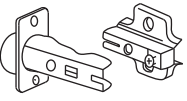
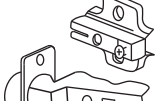
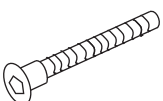
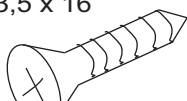
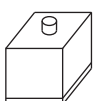

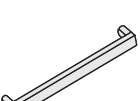
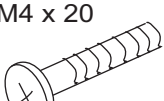
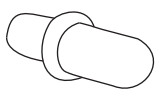
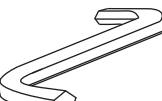


PASUL 3:

Apoi se monteaza picioarele pe capacul (3).



ACCESORII

Balama aplicate	Balama semiaplicata	Eurosurub	Holsurub	Picioare H50	Tinte	Maner	Surub	Suport polita	Cheie imbus
									
Buc. x 0	x 0	x 28	3,5 x 16 x 0	x 4	x 0	x 0	M4 x 20 x 0	x 0	x 1